



GOTV in Washington

Getting Out The Vote


First things first

Register to vote.

- Go to: vote411.org/pflag
 - Check your registration status
 - If you are not registered – REGISTER NOW.
 - Find information about who is eligible to vote in Washington
- When you register online you will be asked for your current address and ID Number (driver's license, state ID, or social security number).
- The voter registration deadline online and by mail in Washington is **October 28**.

PFLAG





You can register to vote in-person at a voting center on Election Day in Washington.

Voter Identification

In Washington, photo IDs are requested to register and cast a ballot in person.

- If you do not have a photo ID, you can sign a declaration stating you are who you say you are.
- For more information visit: vote411.org/pflag

Acceptable Photo ID

Driver's license

State ID card

Student ID card

Tribal ID card

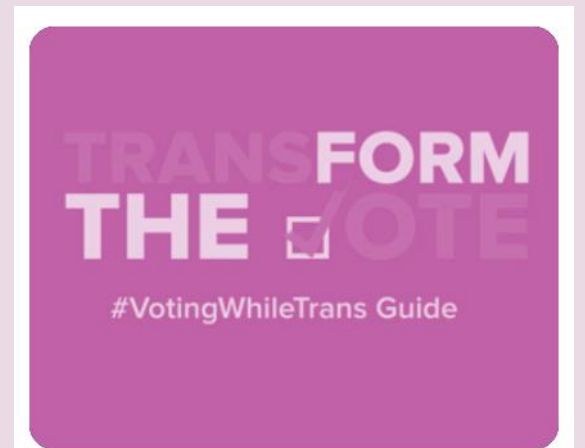
US Passport

And more!

Voting While Trans/Nonbinary

The state of Washington does not provide any specific guidance for trans and nonbinary voters. Here are a few recommendations from Advocates for Trans Equality:

- Bring valid ID and backups (voter registration card, utility bill)
- Share the #VotingWhileTrans guide with poll workers
- If needed, connect with a volunteer attorney on-site or call the National Election Protection Hotline (866-OUR-VOTE)
- Worst case, request and cast a provisional ballot and be sure to ask for follow-up instructions



TRANSform the Vote

Voting While Living With a Disability

- All polling places must be accessible. You can view the ADA checklist for voting centers for more information: ada.gov/votingck.htm
- All voting centers will have at least one accessible voting machine that will allow you to make selections via touch screen, tactile controller, or compatible tool. Audio descriptions are available, and the machine must be wheelchair accessible.
- You **can** ask for a reasonable accommodation to vote. To request an accommodation, contact your county elections department: sos.wa.gov/elections/voters/voter-registration/county-elections-offices
- Curbside voting is **not** available.
- More information: sos.wa.gov/elections/voters/voter-eligibility-resources/voters-disabilities

Absentee voting or voting by mail

Vote by mail.

- All registered Washington voters will be automatically mailed an absentee ballot.
- Contact your county elections department to ask for a temporary change in your mailing address if you need your ballot mailed elsewhere: sos.wa.gov/elections/voters/voter-registration/county-elections-offices?_gl=
- In Washington, an absentee ballot must be postmarked by November 5.
- Your absentee ballots cannot be hand delivered to your polling place on election day. You must return it via mail or a drop box.



PFLAG recommends that voters complete their absentee ballots as soon as possible and get them in the mailbox no later than Tuesday, October 22.

Early Voting

Vote early.

- All registered voters in Washington can vote early for any reason.
- You can find information about early voting locations in Washington here: vote411.org/pflag
- Early voting begins in Washington on October 18 and ends on November 5.



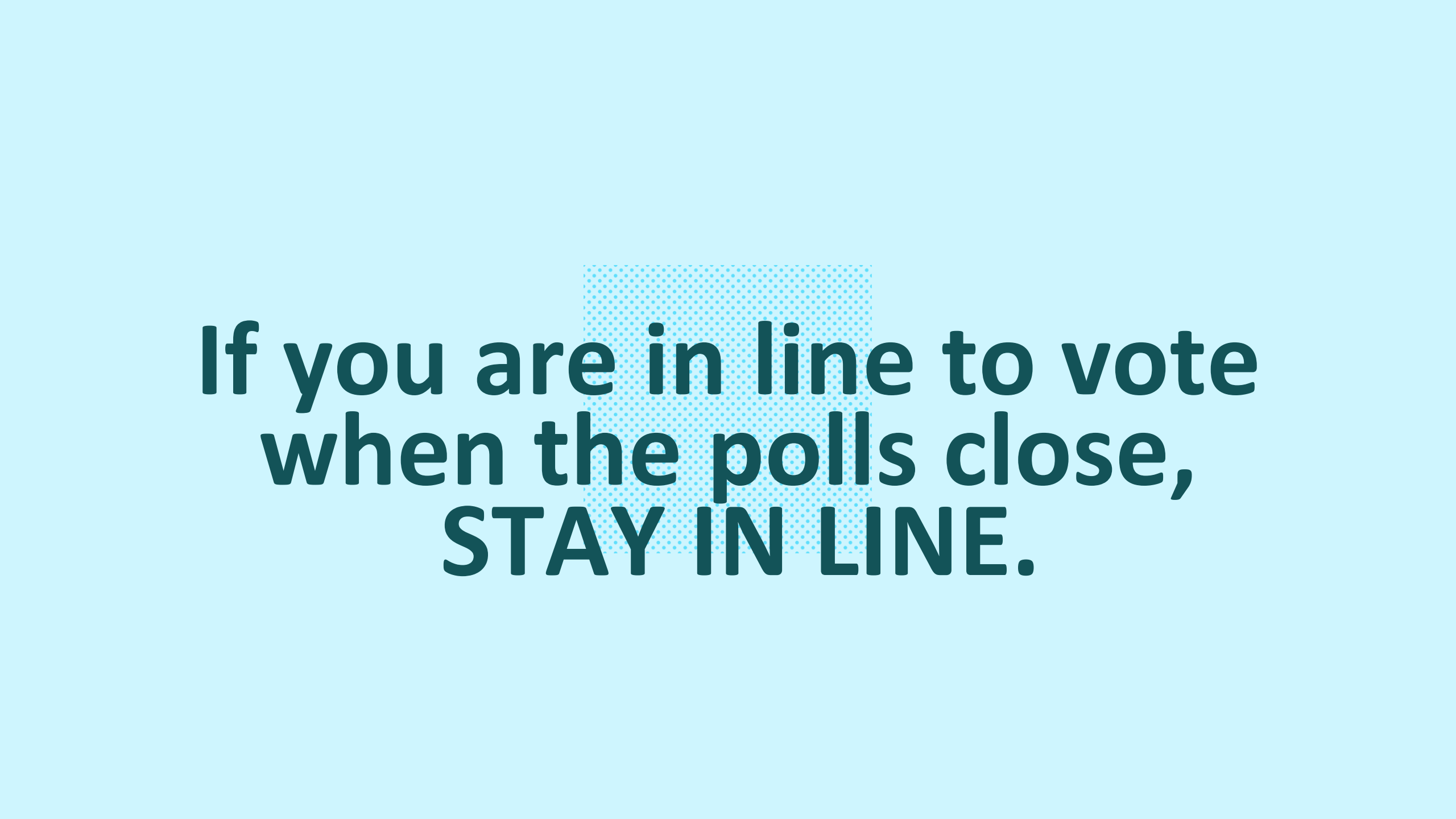
Getting Out The Vote

Voting on Election Day:

Vote on election day.

- Polls open at different times depending on your county and close at 8pm on Tuesday, November 5.
- You can find information about the location and hours of your polling place here: vote411.org/pflag
- If you arrive and are told you won't be allowed to vote:
 - Don't panic. Ask why, fix any problems, ask about same day registration, request a provisional ballot, etc.
 - Call 866-OUR-VOTE or 888-VE-Y-VOTA.





**If you are in line to vote
when the polls close,
STAY IN LINE.**